




Tip sheet “How to use the molds in the HotPot”

First, spray the surface thinly and evenly with the boron nitride spray, and burn the release agent into the mold. It is sufficient to place the mold in the microwave – without the HotPot - and heat it for 30 seconds. Watch this process carefully as heating too long will damage the mold. The color of the release agent will change a bit, it is now slightly greyish. Spray an additional thin layer of Boron-Nitride on the mold before every firing.



Now you can put the glass frits – *FINE* - into the mold. Fill the mold completely. To avoid a second firing, you should slightly overfill the mold. Fill in a small curvature, as shown in the photo. Using a fine brush, you can simply slide the glass frits on the right place.

In order to burn the shapes in the HotPot successfully, the HotPot must be pre-heated in the microwave - without the mold - until it glows. After doing this, carefully place the mold on the HotPot bottom.

CAUTION, the bottom is as well very hot!



Cover the mold with the HotPot lid and gently place it in the microwave. Please note that the HotPot now already has a temperature of 700 ° C at this time, so please use protective gloves to avoid burns/injuries.

Now you burn the shape in the HotPot at about 700 watts. As soon as the HotPot glows, you have to look regularly at the mold how far the melting process has progressed. When the glass has melted completely and you are satisfied with the result, stop the heating process and leave the glass in the HotPot to cool down completely.



HOTPOTShop

Make sure the firing time is correct, checking the melting process regularly is very important to keep the shape of the glass as desired. If you miss the right momentum, the glass will contract, shortening the ends and thickening the middle of the piece. The duration of the firing cannot be determined precisely, since each microwave device works somehow different, but you can go out for the first tests of approximately 5-10 minutes. Also, if you don't use enough of glass frit, the glass piece will shrink.



Here you can see some of the available shapes. You can find more on www.hotpotshop.nl

